

Montageanleitung Mounting instruction

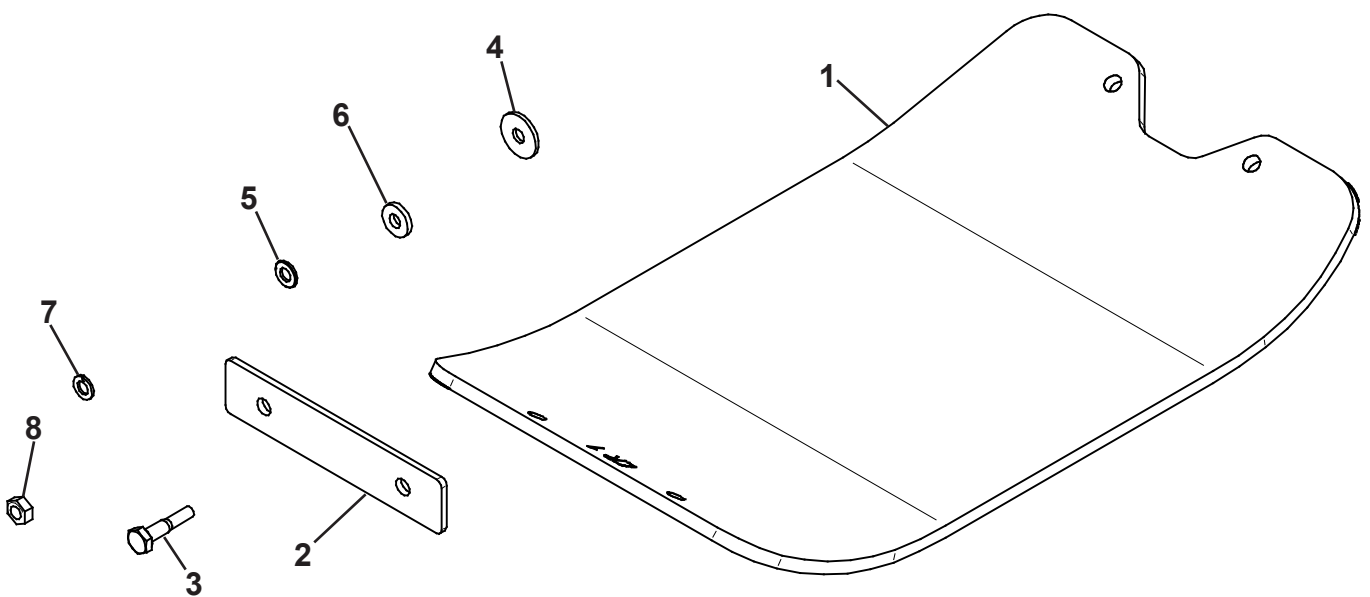
weber *mf*

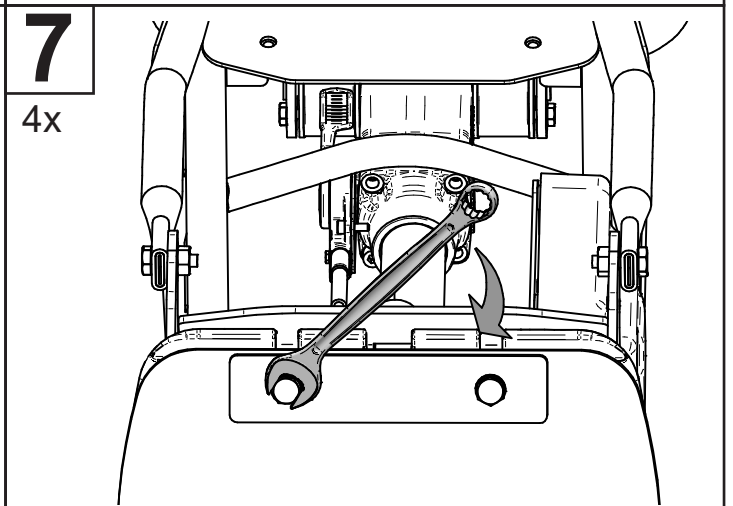
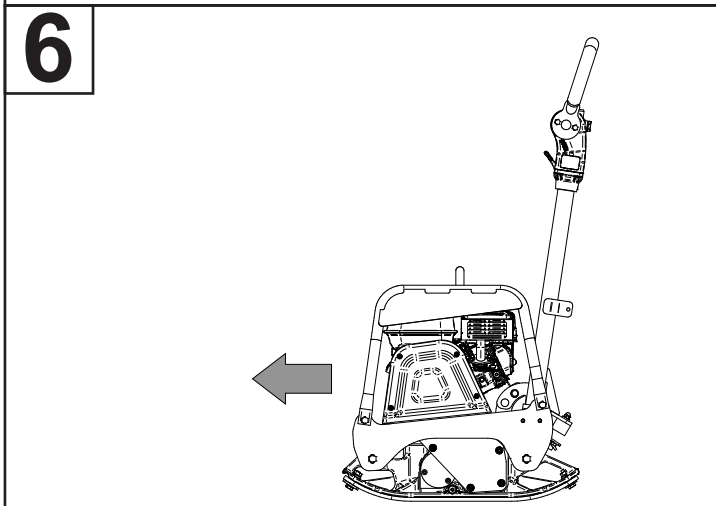
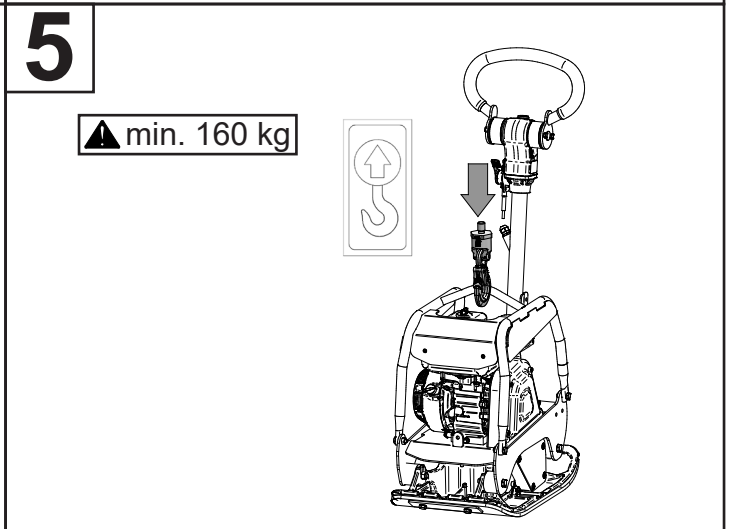
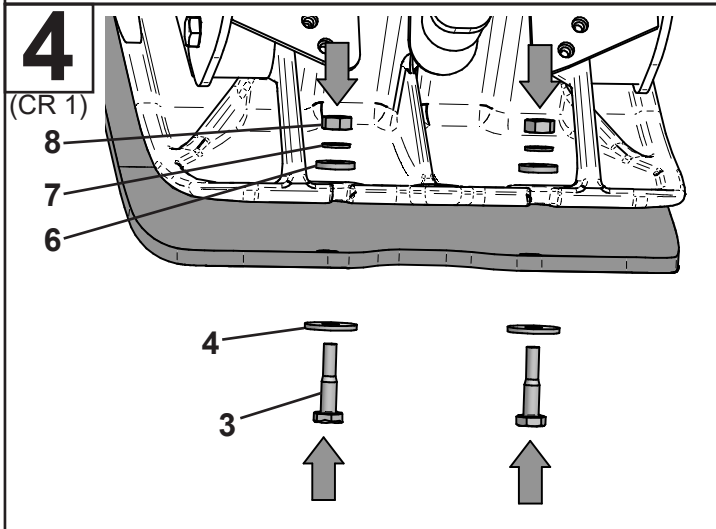
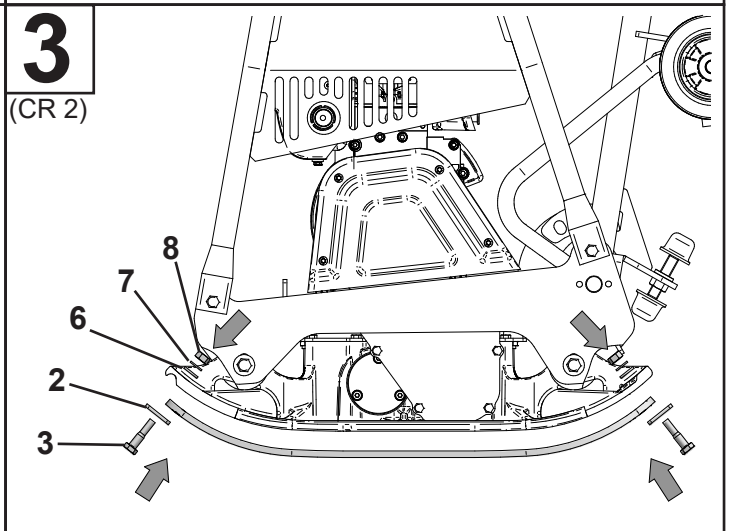
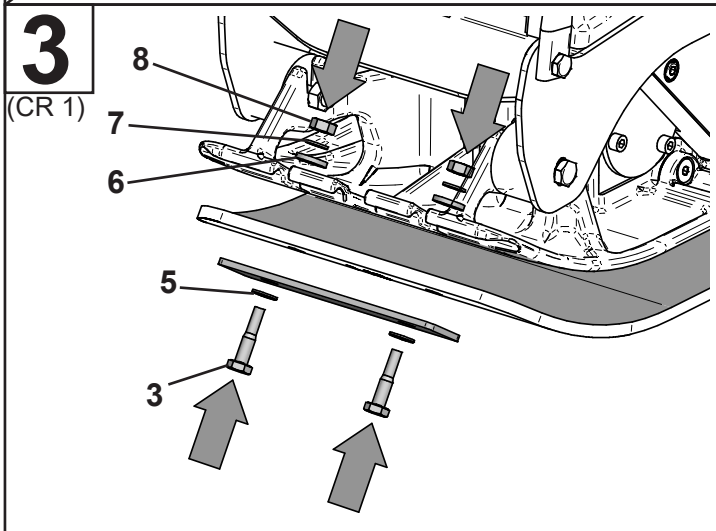
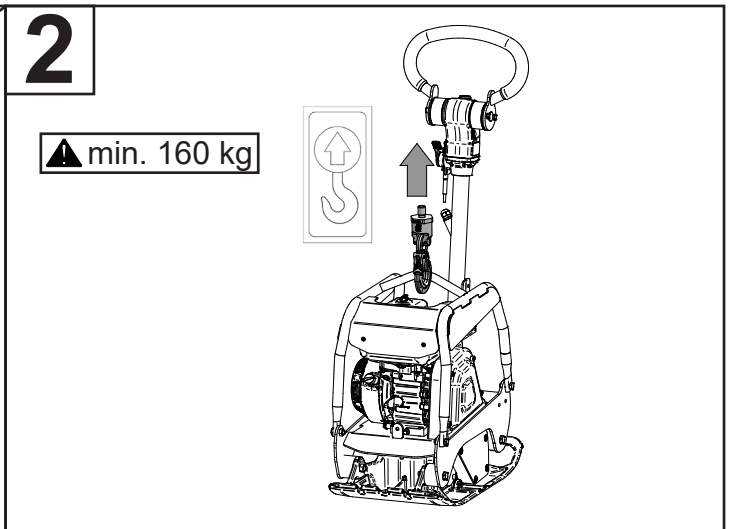
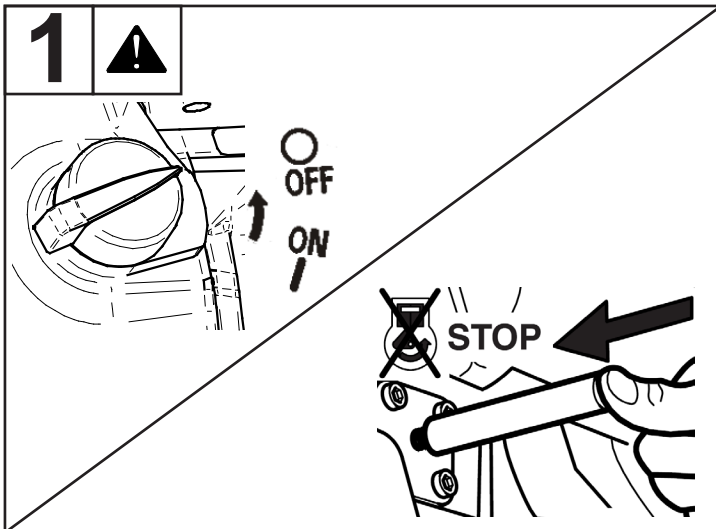


Schutzmatte CR 1-II, CR 2

0195612; 0195622

Position Ref.No.	Menge Quantity	Bezeichnung / Description		Hinweis Hints
1	1	Dämmplatte	Polyurethane pad	CR 1
(1)	1	Dämmplatte	Polyurethane pad	CR 2
2	1	Halteeisen	Bar	CR 1
(2)	2	Halteeisen	Bar	CR 2
3	4	Sechskantschraube	Hexagon screw	DIN931-M10x45 CR 1
(3)	4	Sechskantschraube	Hexagon screw	DIN931-M12x50 CR 2
4	2	Scheibe	Washer	DIN440-R11,5 CR 1
5	2	Scheibe	Washer	DIN125-A10,5 CR 1
6	4	Scheibe	Washer	DIN7349-10,5 CR 1
(6)	4	Scheibe	Washer	DIN1441-13x25x3 CR 2
7	4	Sperrkantring	Detent edged ring	VSK 10 CR 1
(7)	4	Sperrkantring	Detent edged ring	VSK 12 CR 2
8	4	Sechskantmutter	Hexagon nut	DIN934-M10 CR 1
(8)	4	Sechskantmutter	Hexagon nut	DIN934-M12 CR 2







facebook.com/WeberMT



youtube.com/MyWeberMT



Weber Maschinenteknik GmbH

Im Boden 5-8, 10 · 57334 Bad Laasphe · Germany
Phone +49 2754 398 0 · Fax +49 2754 398 101
info@webermt.de · www.webermt.de